


HOW TO DRAW MINNIE THE MINX!

Use our step by step guide to draw Minnie the Minx!





1

Minnie begins with a series of simple shapes - a circle for a head, a rectangle for her body and a square for her skirt.



2

Your figure will start to look like Minnie when you add detail like her beret and bows. Don't forget to add Minnie's mischievous grin!



3

Once you're happy with your pencil lines, draw over the top in ink.



4

Rub out the pencil marks and fill in the blacks. Then colour her in!



Follow the instructions to draw your Minnie here: