

Little LICAF's Educational Resource
Learning in the Library!
Character Design
Comic Challenge

This year, our comic challenge harnesses the power of libraries. It's aim is to encourage young people to delve into books and feed their imaginations; explore, research and develop their creative processes to design a comic book character.

Little LICAF have created this resource to engage youngsters, families with children and educators with our passions of for reading for pleasure, libraries and getting comics into the classroom. This new activity is inspired by captivating comic writer and artist, Gustavo Duarte.



Gustavo Duarte

Gustavo Duarte is a Brazilian cartoonist, who lives in the city of Sao Paulo. For the last 20 years, Duarte's cartoons and illustrations have been published in some of the most popular publications in Brazil. He has also contributed to several DC and Marvel books, including *Moon Girl*, *Ms Marvel*, *Bizarro*, *Dear Justice League*, and *Dear DC Super-Villains*.

He loves Jim Henson who created *The Muppets* and the puppet characters in the film *The Labyrinth*. Duarte contributed to artwork for the 30th anniversary of the film.

In 2009, Duarte began publishing his own comics, such as '*Monsters! & Other Stories*'.

He is well known for drawing silent comics. He enjoys listening to Iron Maiden.



Comic Characters

Monsters! & Other Stories by Gustavo Duarte is a silent comic. This means the story is wordless. The comic features 3 different comic stories.

In the story *Monsters!*, oversized beasts wreak havoc on cities in the tradition of Godzilla and King Kong.

Duarte replaces the traditional comic character roles of **The Hero & The Villain** with an exciting fresh take, using **The Adventurer & The Monsters!**

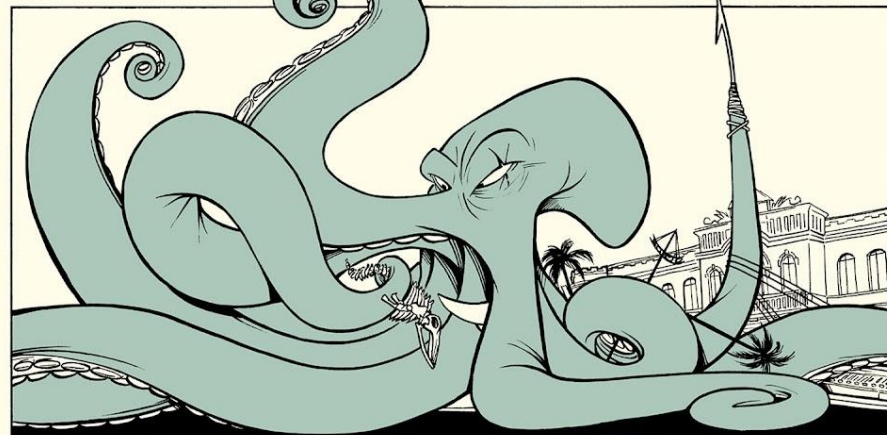




Illustration Style

The illustrations in Duarte's comic have a unique style. He uses a very simple colour palette of black, white and one colour.

The black lines in his drawings vary in width. Some are very thick and bold. Others are thin and show detail.



Little LICAF's Comic Challenge:

Create your own character design of a Monster and/or The Adventurer, drawing inspiration from the comic artwork of Gustavo Duarte. Visit a library and use books to help develop your ideas. Sketch out your initial ideas before completing your final character design.



Learning in the Library

Step 1. Start by visiting your school or local library. A library is an inspirational place to begin your creative journey. Books are a great source of reference for research and to generate ideas for your character designs. Begin your creative process here!






Your task is to look at a selection of images in books and find source material that interests you. Investigate a range of books: history, fashion, animal, culture, 'how to' comic books, fiction novel front covers, biographic books about explorers, the list goes on!

Top Tip: Ask the Librarian! They will always be happy to help you with your search.

Sketching Ideas

Step 2. Sketching is great way to try out different ideas when developing comic character designs. This part of the creative journey is about experimentation and practice. The process of sketching is to learn from your experiences, so don't worry about rubbing out. Enjoy the process of visually exploring - this will help you create unique characters!

- In pencil, roughly sketch out numerous ideas.
- Look carefully at images in library books of animals from 'real life' for the basis of your Monster idea.
- Try looking at historical figures for your Adventurer.
- Try multiple ideas, drawing different angles, close-up details.



The Monster Character Design



Step 3. Present your final Monster character design in a similar illustrational style to Duarte.

- Begin by drawing a comic panel onto your paper.
- In pencil draw out your Monster character, be sure to look at all your previous sketches.
- Go over the design in black pen. Try permanent marker pen for the bold, thicker lines and ballpoint pen for the thinner, detailed lines.
- Add one colour to highlight parts of your illustration. You could use watercolour paint, ink or pencil.

Could you draw anything else to help show the size of your Monster?



The Adventurer Character Design



Top Tip:

Look at these examples to see how the illustrators clearly introduce the comic characters of Juniper Mae and Jack Sullivan.

Step 4. Create your Adventurer character in response to the Monster you have designed. Think about what outfit, kit or special belongings will they require to defeat (or befriend!) your Monster character.

Present your Adventurer illustration with comic text boxes to label and explain your design decisions.

Example comic character designs by pupils from Queen Elizabeth School, Kirkby Lonsdale.



The Last Kids on Earth written by Max Brallier & illustrated by Doudlas Holgate and *Juniper Mae Knight of Tykotech City* by Sarah Soh.

Extension Activity

Bring your characters to life by making a comic story in a mini comic zine. Zines are magazines and small comics that are handmade and DIY in nature.

Key concepts: *Visual literacy / narrative / sequence*

Make a short comic using the folded zine TEMPLATE OPPOSITE.

Include at least one of the characters you have designed, The Monster or The Adventurer.

Remember to include comic panels.

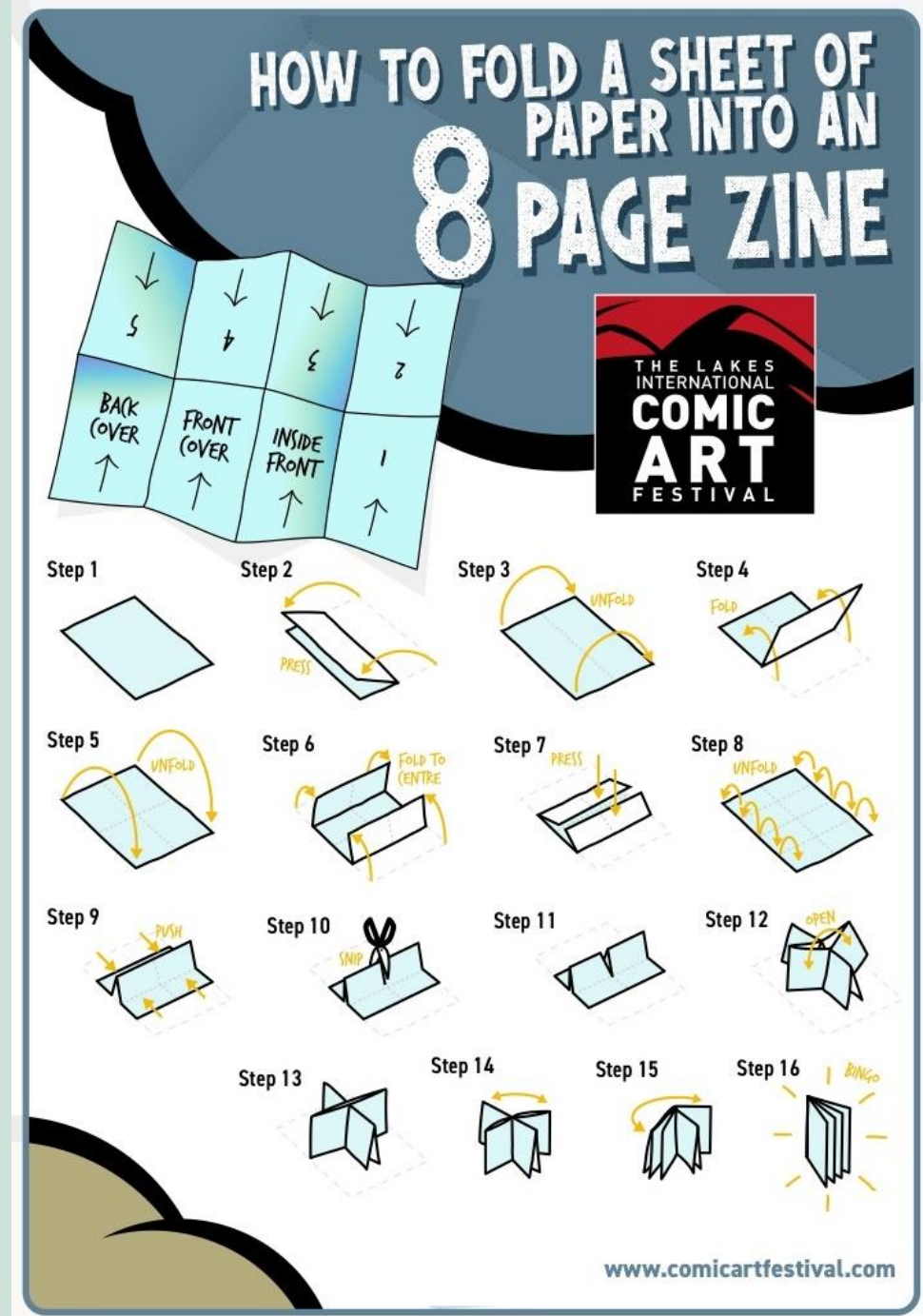
Your comic may be silent or have speech and thought bubbles.

It may include exclamation!

It could be colour or black and white.

Your comic could be just one scene (not a whole story):






- The Monster arrives in your school or local town...
- The Adventurer makes a potion...
- The Monster and Adventurer meet!



Further comic reading with great Adventurers, Monsters or to inspire character design...

Here is a short selection of other comic books that Little LICAF love:

- *The Last Kids on Earth: Thrilling Tales from the Tree House* by Max Brallier and illustrated by Jay Cooper, Lorena Alvarez, Douglas Holgate and Anoosha Syed.
- *Lightfall* by Tim Probert.
- *The Worst Journey in the World – The Graphic Novel* by Sarah Airriess.
- *Amulet* series by Kazu Kibuishi.
- *Making Comics* by Lynda Barry.
- *How to THINK when you DRAW with Lorenzo* by The Etherington Brothers. Free tutorials can be found [online](#).





A WORLD OF COMIC ART WILL RETURN TO THE LAKE DISTRICT FOR THE LAKES INTERNATIONAL COMIC ART FESTIVAL, 29 SEPTEMBER – 1 OCTOBER 2023!

Kick-ass superheroes, future worlds, fantastical creatures, zombies, crime fighters, comedy, manga and much more. The world of comic art is a diverse and spectacular place, bursting with creations that transport us to other dimensions and stories that explore the world and our place within it.

The family-friendly festival will see a weekend of wonderful events, activities and workshops for all ages. We also have oodles of free family fun with our Little LICAF activities at Windermere Jetty Museum.



For more information about the festival and to check out our FREE teaching resources and comic activities online:

<https://www.comicartfestival.com/licaflive/little-licaf>

With loads of fab tutorials, downloads and activities... get involved, learn something new and just have great fun with comics!

Please share your comic artwork with us!

Any questions, email the team at:

hester.arteducation@gmail.com

sim.comicartfestival@gmail.com

gemmasosnowsky@yahoo.com



Teachers, parents and families with children can follow us on social media;
Facebook, Twitter and Instagram @LittleLICAF