


Making a Mark with Little LICAF's Silent Comic Challenge

This year our comic challenge invites youngsters to develop their creative drawing process of mark-making, and explore the concept of narrative, by telling a story without using words.

Little LICAF have created this resource to engage youngsters, families with children and educators, as part of our passion for getting comics into the classroom. This new activity is inspired by a wonderful silent picture book by Peter van den Ende, *The Wanderer*.





Peter van den Ende



Peter is an illustrator and author from Antwerp, Belgium. He initially studied biology, but his passion for drawing ultimately prevailed. From his work as a nature guide in the Cayman Islands, the wonders of the sea and marine life became a source of inspiration for his wordless story.

In *The Wanderer* a paper boat sets sail on a journey across oceans through beautifully detailed and intricately imagined seascapes. Peter's black and white illustration technique incorporates an extensive range of patterns. This style of drawing can be described as mark-making and Little LICA F would love to see what you can create using your own combination of lines, dots and squiggles.

Using your imagination, where will your paper boat journey?

Wordless Storytelling


The Wanderer can be described as 'silent' because the story is wordless.

The book displays comic elements as images are drawn within **panels**.

Sometimes a panel takes up a whole page in the book. Sometimes there are multiple panels on one page.


Reading these images in **sequence** allow us to follow the story.

Two characters make a paper boat which sets sail on a journey...





Using Your Imagination



On the journey, the little paper boat encounters many visual delights and strange creatures.

Because there are no words, it is up to you to interpret and decide what is happening.

Use your imagination to decide what is happening in these panels from *The Wanderer*.



Drawing Using Marks

The entire book comprises black and white illustrations.






Within his illustrations Peter van den Ende incorporates different mark-making techniques.

Can you describe any of the marks or patterns featured in Peter's illustrations?

Mindful Mark-making



His monochrome marks are like patterns used in Zentangle Art. This style of art promotes concentration and creativity, at the same time this increases personal well-being.

So, drawing the same shape repetitively is not only artistic, calming and relaxing, but also good for your health!



Little LICAF Comic Challenge.

Create a silent comic illustration inspired by *The Wanderer*. Combine your imagination with mindful mark-making to capture your paper boat sailing through a fantastical seascape.




1. With your paper in portrait position draw the frame for your comic panel.
2. Think about composition:
 - Look at your panel. Decide where & what size to draw your boat.
 - Are you going to focus on drawing the sky, an underwater seascape, or is your boat sailing past land?
3. Draw your boat in pencil.
4. Draw the outlines and shapes of your imaginary world in pencil to fill the rest of the panel.
5. Working in black pen fill in your landscape using different patterns and mark-making techniques.

Try listening to the sound of the waves as your imagination takes you on a meditative journey in your paper boat.

Trailer for the book: <https://youtu.be/OF9MSyToS3U>

Think about composition: are you going to draw the sky, an underwater seascape, or is your boat sailing past land?



With thanks to the pupils from QES, Kirkby Lonsdale, for silent comic illustration examples inspired by *The Wanderer*.

Suggestions for educators...

Combine & Collaborate

Each pupil in class create one comic illustration of the paper boat on a seafaring journey. Collate all the individual illustrations together to make one collaborative comic.

Groupwork: work together to decide on the **sequence** of the comic illustrations. Take turns in becoming the storyteller, explain the **narrative** of the comic you have created.

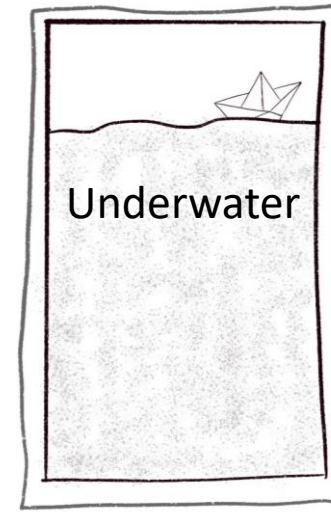
Stretch & Challenge

Bring your illustration to life by making an origami paper boat. Create a relief or 3D world, like a diorama in a shoe box, for your boat to journey through.

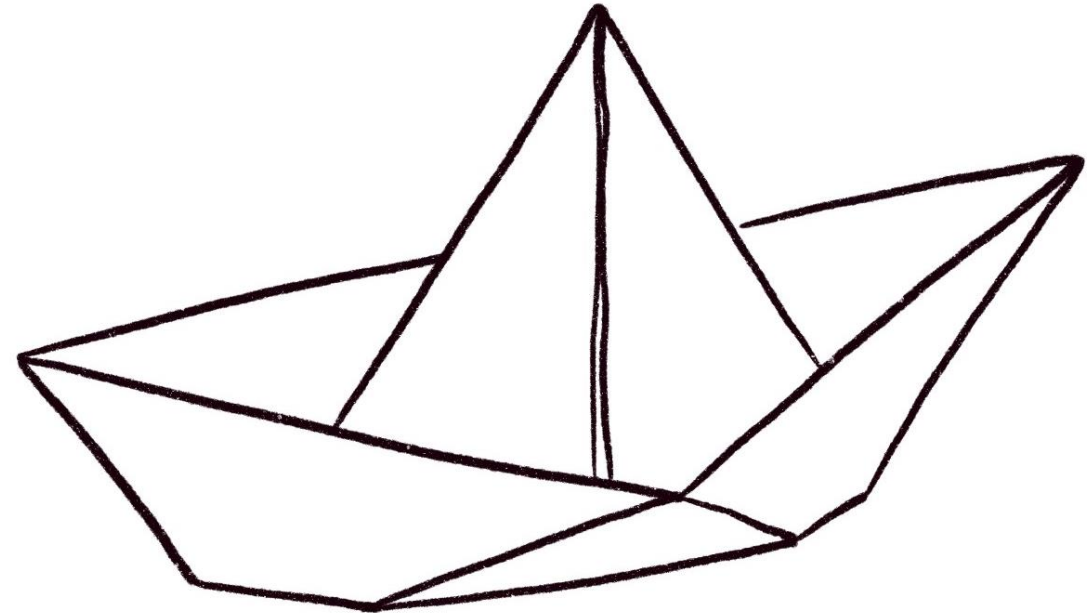
*(Origami, the Japanese art of paper folding, is another activity that has been associated with **mindfulness**. Art is good for your health!)*

Support & Scaffold

Look at the composition examples to help choose a layout. Trace or cut out a boat template to your background.



Layout: Think about where to draw your boat. Different compositions will allow you to focus on sky, underwater or land.



Top tip: leave your boat illustration white so it stands out!

A few words on wordless comics

Comics usually combine words with images to convey information.


Comics are a **medium**, so they can be about anything! They cover a wide array of genres; fact, fiction, superhero, thriller, biographic, historical, political, the list goes on...

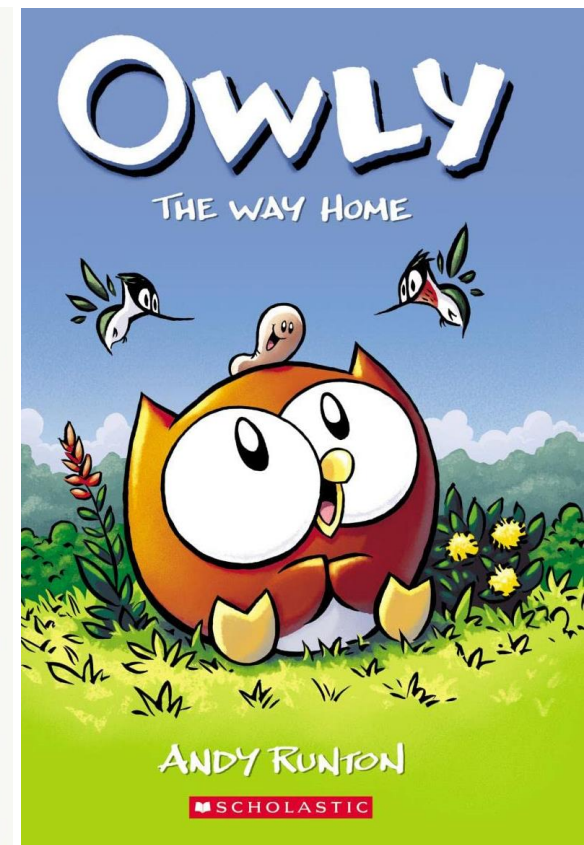



A comic usually contains **panels**, the edge of each panel is called a **frame**, and in between each frame there is a space called a **gutter**. A gutter helps show the **passing of time**, this could be a minute, an hour or years!

Not all comics have text. Wordless comics are often referred to as **silent comics**.

This short, silent comic is an example by illustrator Mollie Ray.

<http://www.mollieray.co.uk/>





Shhh! It's a silent story! Further comic reading...



Here are a short selection of other silent comics that Little LICAF love

- *The Arrival* by Shaun Tan
- *Little Robot* by Ben Hatke
- *Love: The Tiger* by Frederic Brremaud & Federico Bertolucci
- *Owly* by Andy Runton



For more information about the festival & to check out our FREE teaching resources and comic activities online: <https://www.comicartfestival.com/licaf-live/little-licaf>

With loads of fab tutorials, downloads and activities... get involved, learn something new and just have great fun with comics!

Teachers, parents and families with children can follow us on social media; Facebook, Twitter and Instagram @LittleLICAF

Please share your comic artwork with us!

Any questions, email the team at hester@comicartfestival.com or sim@comicartfestival.com



The Festival in 2022!

Our events included live draws, interviews, presentations, workshops, exhibitions, book launches and provided a chance to get up close to the best comic creators in the world! We also had oodles of free family fun with our Little LICAF activities at Windermere Jetty Museum, plus comic art themed crazy golf, an awesome line-up of exhibitors at the Lakeview Comics Marketplace and more! Come and join us next year!

