



14-18-NOW
WW1 CENTENARY ART COMMISSIONS

TRACES OF THE GREAT WAR

COMIC WORKSHOP ACTIVITIES



THIS ZINE WAS MADE BY

WHAT MAKES A COMIC?

COMICS ARE A VISUAL FORM OF STORYTELLING THAT PAIRS IMAGES AND TEXT...

1

2

THEY USE SPEECH BUBBLES OR BALLOONS. EACH ONE HAS A TAIL, WHICH POINTS TO WHO IS SPEAKING.

TOP TIP: WRITE THE WORDS FIRST AND THEN DRAW THE BUBBLE!

THOUGHT BUBBLES CAN BE USED TOO!

A SEPARATE CAPTION BOX HELPS TELL US WHAT IS HAPPENING THROUGH THE VOICE OF THE NARRATOR.

5

6

EXCLAMATION AND SOUND EFFECTS!

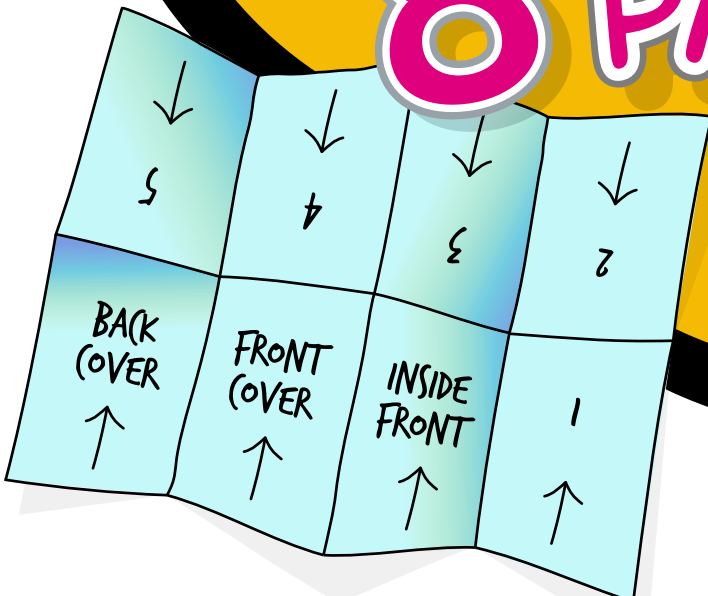
POW!

COMICS ARE PRESENTED SEQUENTIALLY IN PANELS. EACH PANEL IS A SELF-CONTAINED MOMENT IN TIME. PANELS OFTEN HAVE A FRAME AND THE SPACE BETWEEN EACH PANEL IS CALLED A GUTTER.

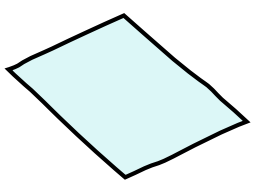
4

A GOOD PAGE LAYOUT WILL HELP A COMIC FLOW AND BE EASY TO READ.

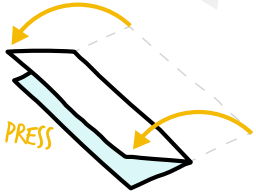
HOW TO FOLD A SHEET OF PAPER INTO AN 8 PAGE ZINE



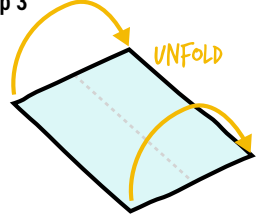
Step 1



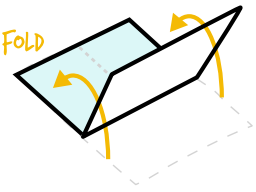
Step 2



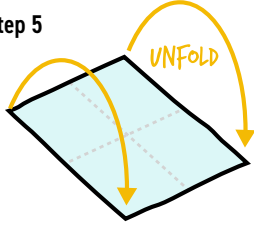
Step 3



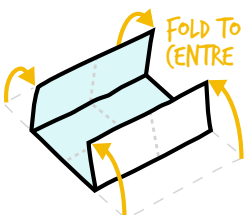
Step 4



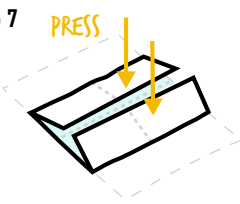
Step 5




Step 6



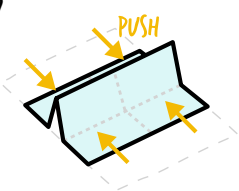
Step 7




Step 8



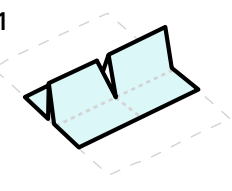
Step 9




Step 10




Step 11



Step 12




Step 13




Step 14



Step 15



Step 16



www.comicartfestival.com

VISUAL LEARNING

COMIC WORKSHOP ACTIVITIES

Inspired by *Traces of The Great War Anthology*

The creative use of art materials will support learning and develop visual critical analysis in the classroom. Inspired by the visual aesthetic of Baudoin's comic panels, pupils explore a creative process to engage with topical images. Through visual learning pupils develop their critical analysis to help form educated opinions on topics or issues they are studying. This activity is technique driven, using artistic materials in any classroom setting and skills are transferable to the curriculum. Each creative process is demonstrated in a video tutorial.

1. Read the comic *Really?* Written and illustrated by Edmond Baudoin (p116 – 122)
Please note some images contain illustrations of conflict and nudity. This comic can be read, and edited, with the educators' discretion. This series of activities is still possible when only a selection of the panels are used.

2. Possible questions for teacher led pupil discussion:
 - What were the two young children talking about?
 - If there was a moral to this story what might it be?
 - Describe the different art materials and artistic techniques you think the illustrator may have used to draw this comic.
 - Discuss the differences between the two drawing styles used by the illustrator. How do they help the reader understand what is happening in the story?
 - Take a closer look at one of the panels, really look in detail and describe what you can see. What do you notice now that you didn't see at first glance?
 - Think about how this story is told. Explain how the storytelling is weighted between the text and image (words and pictures).

3. Complete a comic book review of *Really?* using the **LitWit and VisWiz Comic Review sheet**.

4. The first Skills Share video tutorial demonstrates a printing technique by copying an existing image, allowing pupils to take a closer look and visually engage with the content of a picture (without the added pressure of drawing freehand). The comics mechanism of adding a second smaller panel within the image they create allows pupils to add a comment

showing what they have learnt through their visual study.

Skills Share for Visual Learning Video 1:

Carbon Paper Printing & Comic Panel Comments



5. This second Skills Share video tutorial demonstrates a range of creative techniques to enhance visual learning across the curriculum, in any learning environment (no sink required!). These watercolour based media and painting techniques can be used to investigate the comic work of writer and illustrator Edmond Baudoin. However, these techniques and style of illustration can also be applied to visually investigate other subject material across the curriculum.

Skills Share for Visual Learning Video 2:

Watercolour Painting & Water Filled Brush Pens



6. Little LICAF would be very grateful for any feedback on the activities you completed from this Comic Workshop series. There is an Evaluation form and it would be really helpful to receive your thoughts. Little LICAF is continuing to develop comics-based resources to inspire youngsters and support educators. Completed evaluation forms, queries, or photos of your pupils' creations can be sent to Hester Harrington, Co-Producer of Little LICAF hester@comicartfestival.com



In Partnership with



USE YOUR LITERARY WIT AND VISUAL WIZARDRY TO COMPLETE THIS COMIC BOOK REVIEW



Review the comic you have read using a combination of text and images.
 Your first task is to write a 10 word review.
 You could write 10 descriptive or keywords, or write a sentence using exactly 10 words.
 Next, choose three different sections of the story to draw in a 3 picture review.
 You could draw 3 very important parts of the story, or your 3 favourite bits, or create a synopsis by drawing something from the start, middle and end of the story.
 You can choose to draw in the same style as the illustrator or draw in an entirely different style.
 Remember, you don't have to draw the whole panel, just a section will do.

LITWIZ & VIZWIZ MY COMIC REVIEW IN WORDS AND PICTURES BY

.....

TITLE:
 AUTHOR:
 ILLUSTRATOR:

10 WORD REVIEW

| | | | |
|----|-----------------------------------------|----|-----|
| 1. | DESCRIPTIVE & KEY WORDS OR ONE SENTENCE | | 2. |
| 3. | 4. | 5. | 6. |
| 7. | 8. | 9. | 10. |

3 PICTURE REVIEW

VERY IMPORTANT PARTS OR FAVOURITE BITS OR BEGINNING, MIDDLE & END



In Partnership with
14-18-NOW
 WW1 CENTENARY ART COMMISSIONS



Supported using public funding by
ARTS COUNCIL ENGLAND





EVALUATION FEEDBACK FORM

We would like to hear what you thought about this series of comic workshop activities. Please help Little LICAF grow and develop resources to inspire youngsters and support educators by filling in this form.

| |
|----------------------------------------------------------------|
| Activity: Remembrance/ Time Capsule / Visual Learning |
| Date: |
| Presenter: Little LICAF online Comic Workshop resources |
| Venue/Location where activities are delivered: |
| Name: |
| Occupation: |
| Description of students participating: |
| Number of students: |
| Age or Year Group of students: |

Were the activities and instructions clear and informative? YES NO

Did you feel the content was suitable for this group of students? YES NO

How could the activities have been altered or improved?

• **Was there an appropriate level of challenge?** YES NO
If NO, how could this activity have been altered or improved?

• **Did the activities help develop new skills and / or knowledge and understanding?** YES NO
If NO, how could this activity have been altered or improved?

• **Were these activities helpful in supporting the curriculum you currently deliver?** YES NO
If NO, how could this activity have been altered or improved?



In Partnership with
14-18-NOW
WW1 CENTENARY ART COMMISSIONS



Supported using public funding by
ARTS COUNCIL ENGLAND





Would you use these resources again in the future as part of your creative arts / educational provision?

YES NO

Did you feel confident delivering these activities?

YES NO

Overall, which elements or activities from the Comic Workshop did you feel were the most successful or enjoyable?

Overall, what do you think could improve the activities or the scheme of work?

What areas of your creative curriculum are looking to develop? What support or inspiration do you need to be able to provide opportunities for your students? (For example, live drawing with an illustrator, specific skill building sessions, online workshops...)

We would be most grateful if you could provide a short testimonial about your experience using the resources produced by Little LICAF

May your comments, name & details be used on future promotional literature?

YES NO

Many thanks for your time and participation. Please email your response to hester@comicartfestival.com



In Partnership with
14-18-NOW
WW1 CENTENARY ART COMMISSIONS



Supported using public funding by
ARTS COUNCIL ENGLAND

